



2018 Community Health Needs Assessment

A study of the health issues, needs and opportunities facing Grayson County, Kentucky.

TWIN LAKES REGIONAL MEDICAL CENTER

910 Wallace Avenue, Leitchfield, Kentucky 42754

270-259-9400 www.tlrmc.com

Twin Lakes Regional Medical Center 2018 Community Health Needs Assessment

Contents

Purpose of CHNA Report	page 1
Service Area/History/Mission and Vision	page 1
Community Profile	page 2 – 5
Methodology of CHNA	page 5
Community Forum/Focus Group	page 6
What can TLRMC do to meet healthcare needs?	page 7
2019-2022 Community Health Focus Points	page 8
Next Steps/Population Health Committee	page 9
Survey Questions and Answers	pages 10 – 24

Purpose of this CHNA Report

The Patient Protection and Affordable Care Act of 2010 requires nonprofit, tax-exempt hospitals such as Twin Lakes Regional Medical Center (TLRMC) to assess the healthcare needs of their communities every three years and to adopt an implementation strategy to address the needs identified. Each hospital must make its Community Health Needs Assessment (CHNA) and Implementation Strategy widely available to the public. This is the current CHNA and Implementation Strategy for Twin Lakes Regional Medical Center.

TLRMC is dedicated to strengthening the health of the people we serve. In the past, TLRMC has employed a mixture of different methods and intuition to assess the health needs of our communities. Hospital leadership, outside healthcare consultants, physicians, Board of Directors and others then adjusted services to meet those identified needs. Assessing community health needs through a review of available health data and discussion with area health care partners, community leaders and representatives of the many groups served by the hospital give TLRMC and its partners the opportunity to identify and address the area's most pressing healthcare needs.

Service Area/History/Mission and Vision

Twin Lakes Regional Medical Center, in Grayson County, Kentucky, is a 75-bed regional hospital providing inpatient and outpatient services to the residents of a seven-county area with a population of approximately *203,800. The primary service area for Twin Lakes Regional Medical Center consists of Grayson County including the city of Leitchfield (population 6,859). The secondary service area includes, but is not limited to, Breckinridge, Ohio, Butler, Edmonson, Hart, and Hardin counties in Kentucky.



* For the purpose of this report, all references to "service area" are intended to mean Grayson County and the communities within the county. The estimated population of the service area in this report is 203,779. www.worldpopulationreview.com/us-counties/ky/

In 1951, concerned citizens made a commitment to serve the medical needs of the community by building the 14,000-square-foot Grayson County War Memorial Hospital. Located near the original facility, TLRMC has grown to almost 300,000 square feet, is now one of the region's largest employers, and has come to be recognized as a regional health care provider.

The mission of Twin Lakes Regional Medical Center is that we exist to heal the sick, relieve pain and suffering, and improve the quality of life for the people we serve. It is our vision to be recognized by the people it serves as the provider of choice for their health care needs and as a leading force for progressive change within our community.

Community Profile

Key demographic information – Grayson County, Kentucky, and U.S.

Information is latest available from the U.S. Census Bureau, County Health Rankings & Roadmaps, and other sources

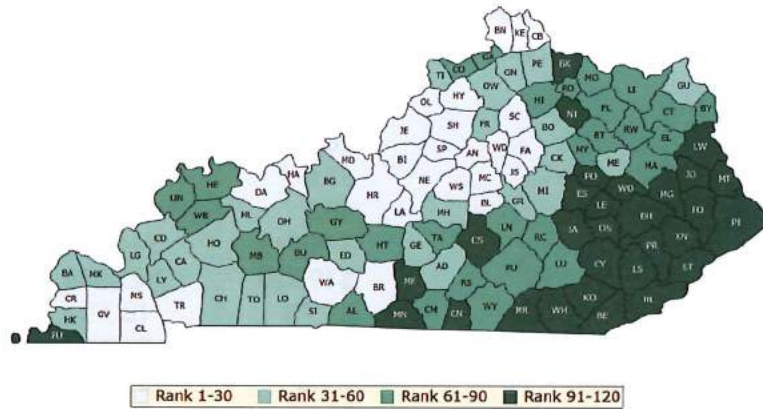
	<u>Grayson Co.</u>	<u>Kentucky</u>	<u>USA</u>
Population estimate as of 7/1/18	26,321	4,468,402	
Persons per square mile	51.8	109.9	92.6
Median Age	40.2	38.6	37.8
Median household income	\$35,944	\$48,375	\$57,652
Per capita income	\$19,520	\$25,888	\$31,177
Persons in poverty	25.7%	18.3%	14.6%
Children in poverty	36.6%	24.3%	17.5%
Persons under 65 without health insurance	7.0%	6.0%	8.8%
Persons under 18 years, percent	23.8%	22.7%	22.6%
Persons 65 years and over	17.4%	16.0%	15.6%
High school graduate or higher	80.4%	85.2%	87.3%
Percentage of adults ages 25-44 with some post-secondary education	45%	44.3%	45.7%
Bachelor's degree or higher (25 years old+)	9.5%	21.5%	28.8%

Summary of key demographic information for Grayson County

- Population is slightly older than the Kentucky average
- Grayson County is more than twice as rural than the average for the rest of the state
- Grayson County has a slightly lower percentage of people 25 plus who are graduates of high school or beyond, but...
- The level of persons 25 and older with a Bachelor's degree or higher is significantly lower than the rest of the state (9.5% to 21.5%) and even worse when compared to the United States (28.8%)
- Grayson County has a much lower median household income compared to Kentucky and the rest of the country (approximately \$36,000 compared to \$48,400 for Kentucky and \$57,650 for the United States) and a larger percentage of persons living below the poverty level
- Grayson County has an alarming number of children living in poverty – over twice as high as the country as a whole



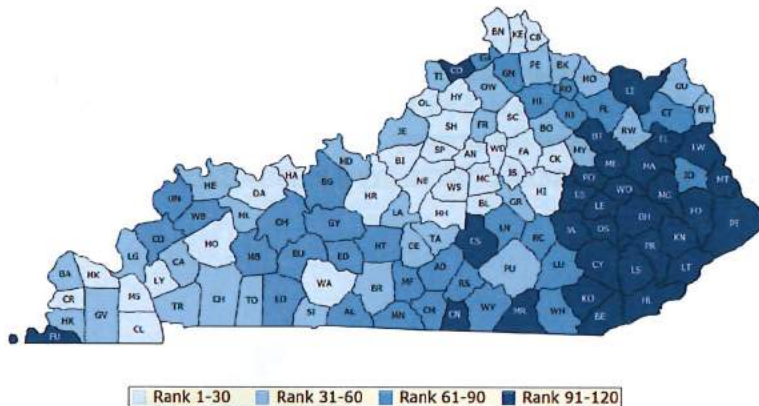
Health Outcomes Map (2018) Grayson County shown as GY



Source: <http://www.countyhealthrankings.org/app/kentucky/2018/overview>

According to *County Health Rankings 2018*, a collaboration between the Robert Wood Johnson Foundation and the University of Wisconsin Population Health Institute, Grayson County is ranked **71st out of 120** counties in Kentucky for Health Outcomes. Health Outcomes are based on an equal weighing of length and quality of life to identify how healthy a county is. This is a drop from 53rd in 2013.

Health Factors Map (2018) Grayson County shown as GY



Source: [countyhealthrankings.org](http://www.countyhealthrankings.org)

According to *County Health Rankings 2015*, Grayson County is ranked **79th out of 120** counties in Kentucky for Health Outcomes. Health Factors are a variety of statistics used to identify what influences the health of a county. **This is a drop from 77th in 2013.**

Health Factors include

Tobacco use
Sexual activity
Quality of care
Income/Children in poverty
Environmental quality

Diet and exercise
Teen birth rate
Education levels
Family & social support
Number of fast food facilities

Alcohol use
Access to care
Employment statistics
Community safety
Recreation

Kentucky Health Facts.org is sponsored by the Foundation for a Healthy Kentucky with the aim of providing ready access to key health data for Kentucky communities. Their hope is that communities will use this data to identify local needs, to motivate change, to guide planning efforts, and to take meaningful, positive action toward improved health.

	Grayson Co.	Kentucky
Lack of physical activity – past month (adults)	41%	30%
Prevalence of obesity (adults)	36%	32%
Prevalence of overweight (adults)	71%	64%
Recommended fruits & vegetables (adults)	5%	11%
Prevalence of smoking (adults)	32%	28%
Prevalence of smoking (high school students)	30%	25%
Tooth loss – missing 6 or more teeth (adults)	37%	23%
Binge drinking (adults)	9%	15%
Drug arrests (per 100,000 population)	619	1,265
Violent crime offenses (per 100,000 population)	77	184
Motor vehicle deaths (per 100,000 population)	1.2	2.1
Total mortality (per 100,000 population)	954	907
Less than good health (adults)	27%	23%
Physically unhealthy days (per month)	6	5
Mentally unhealthy days (per month)	4	5
Prevalence of asthma (adults)	19%	15%
Prevalence of diabetes (adults)	14%	11%
Prevalence of hypertension	35%	39%
Cancer deaths (per 100,000 population)		
All cancers	212	212
Lung and bronchus	65	75
Colorectal	20	20
Breast (females)	21	23
Prostate (males)	40	25
Heart disease deaths (per 100,000 population)	242	224
Stroke deaths (per 100,000 population)	49.5	47.0
Flu vaccinations (adults)	42%	39%
Lack of cholesterol awareness (adults)	29%	24%
Healthcare providers (per 1,000 population)		
Primary care physicians	0.9	1.0
Physician specialists	0.7	1.4
Registered nurses	9.8	11.2
Pharmacists	0.9	1.1
Dentists	0.3	0.6
Adequacy of prenatal care	68%	66%
Infant mortality (per 1,000 births)	5.3	6.7
Low birthweight	8%	9%
Teen births (per 1,000 women ages 15-19)	63	52
Immunization coverage (children ages 19-35 months)	77%	80%

The Foundation for a Healthy Kentucky, www.kentuckyhealthfacts.org. Data Sources: U.S. Census Bureau; Centers for Disease Control and Prevention (CDC) and Kentucky Department for Public Health; and the Kentucky State Data Center-Vital Statistics.

Healthcare resources within the Service Area

- Twin Lakes Regional Medical Center
- Competing hospitals in Breckinridge, Ohio, and Hardin counties
- Physicians – full time general practice and specialists and visiting specialists
- Dentists and optometrists
- “Urgentcare” medical clinics
- Big Clifty Medical Center
- Caneyville Family Practice
- Grayson County Health Department
- Private mental health counselors

Methodology of CHNA for Twin Lakes Regional Medical Center

In conducting the CHNA, non-profit hospitals such as Twin Lakes Regional Medical Center are required to take into account input from persons who represent the broad interests of the community served.

TLRMC developed a survey to gather health information and opinions of Grayson County residents 18 and over. **The survey was conducted in October and November, 2018** using an on-line survey tool and by distributing printed copies in various locations throughout the community. The on-line survey was promoted through newspaper stories, emails, and on the TLRMC Facebook page. Emails with a link to the survey were sent to Grayson County Chamber of Commerce members, local industries, and employees of the Grayson County school system and the hospital. Printed copies were delivered to an assisted living facility, the Grayson County Alliance food bank, the Grayson County Health Department, Big Clifty Medical Complex and the Caneyville Family Practice.

Information gaps that limited the ability of TLRMC to assess the community's health needs were identified. The primary obstacle was reaching elderly, low-income and/or rural residents due to a lack of internet access and willingness to participate. TLRMC made efforts to reach these individuals with written surveys.

457 Grayson County residents participated in the survey. The questions were in three primary categories:

1. Demographics
2. Personal health information
3. Perceived health needs of the community



Community Health Focus Group

Twin Lakes Regional Medical Center's Director of Marketing tabulated the results from the surveys (on-line and printed) and supplemented them with health statistics and demographic information. (See pages 7 – 19.) TLRMC then invited representatives from a variety of backgrounds to a Community Health Focus Group on April 23, 2019 to review the survey results and provide recommendations for the hospital's Community Health focus.

Professions represented

- Physicians
- School administrators and staff
- Health Department
- Dietician
- Industry/Manufacturing
- Cancer advocate
- Hospital Board members
- Law enforcement
- Hospital leadership
- City government leaders

Attendance

- Wayne Meriwether, CEO
- Trina Davies, CNO
- Ashley Harrington, CFO
- Grayson County sheriff Norman Chaffins
- Leitchfield mayor Rick Embry
- Natalie Taul
- Rebekah Lee
- Jessica Embry
- Krissy Logsdon
- Carol Meriwether
- Doug Robinson
- Charlotte Shaw
- Bill Oldham
- Marla Cantway
- Suzanne Gude
- Tamme Saltsman
- Kelly Stevenson
- Michele Vincent
- Leah Van Meter
- Trevor Ray
- Kristy Hodges
- Angela Gibson
- Dr. Luke Fife
- Dr. Clinton Kaufman
- Dr. Kenneth Green
- Glenna Black
- Tasha Alexander
- Josh Wagner
- Debbie Childress
- Rep. from Clarkson City government

The purpose of the meeting was to

1. Present the findings of the survey, health statistics and demographic information
2. Get input from the group in identifying the top health issues facing Grayson County
3. Get the group's recommendation on the core health issues for the hospital's Community Health focus for the next three years

Once the information was presented the group was divided into four smaller groups, each of which was tasked with listing their top Community Health priorities without concern about the practicality of the hospital's ability to impact the issues. The entire group was brought back together and after a lengthy discussion decided on the top six Community Health priorities.

Focus Group Top Priorities (in ranked order)

1. Mental Health
2. Substance Abuse
3. Childhood Health
4. Community Health Information
5. Diabetes
6. Obesity

What can Twin Lakes Regional Medical Center do to better meet the healthcare needs of our community?

(Open ended question from survey – answers listed in order of number of times mentioned)

2012

Need more doctors/can't get appointment
Lower the cost
Improve ER quality/wait times
Need more public education
Be nicer, show more concern and respect
Give more free care to poor people
Quick Care needs to be open more
Psychiatry
Better doctors
Build a fitness center/indoor pool

2015

Need more doctors/can't get appointment
Lower the cost
Improve ER quality/wait times
Better doctors
More public health education
Build a fitness center/indoor pool

2018

Need more doctors/can't get appointment
Lower the cost/provide free services
Improve ER quality
Better doctors
Mental Health services
Extended hours for appointments to physicians
More public health education
Community workout facility

2019-2022 Community Health Focus Points

After carefully considering the results of the Community Health Survey, the most recent health and demographic information available, and input from the Community Health Focus Group, the following needs were identified by hospital leadership on May 14, 2019 as the community health focus points for Twin Lakes Regional Medical Center in 2019 – 2022.

- **Mental Health**
- **Substance Abuse**
- **Childhood Health**
- **Community Health Information**

Board approval

The 2018 Community Health Needs Assessment was approved by the Board of Directors for Twin Lakes Regional Medical Center on Tuesday, May 21, 2019.



Wayne Meriwether, MHA
Chief Executive Officer
Twin Lakes Regional Medical Center

Next Steps

The publication of this report is another step to a healthier Grayson County. It is the intention of Twin Lakes Regional Medical Center that the contents of this report be used to inform Grayson County residents of what their fellow citizens think are the most important health issues in their community. Additionally, TLRMC hopes this report will serve as a foundation to build lasting relationships between Twin Lakes Regional Medical Center, community partners and residents of Grayson County.

This report serves as a stepping stone to future studies of community health concerns, the enhancement of health services offered to the community and the spark to create community partnerships that address the health needs of the community.

Twin Lakes Regional Medical Center recognizes that we do not have adequate resources to solve all problems identified. However, we do have the obligation and ability to be the change leader where possible. We view this plan as providing guidance around how we, along with other area organizations, groups and agencies, can collaborate to improve the health and medical care available to the people of our community.

In order to addressing the prioritized needs, TLRMC will engage key internal and community partners. Customized strategies have been developed and will be continued. The strategies include, but are not limited to, modifying policies, public and private; providing support, information and incentives; improving access; enhancing skills; and changing consequences. Follow-up surveys will measure the success of each initiative and provide the next areas of focus for the hospital.

To inform the public and partners of our goals and to increase awareness of our plan, Twin Lakes Regional Medical Center will publish the full CHNA report on the hospital's website (www.tlrmc.com), promote the report on social media channels such as Facebook and Twitter, and submit to local news media. Printed copies will be available for the public at the hospital as well.

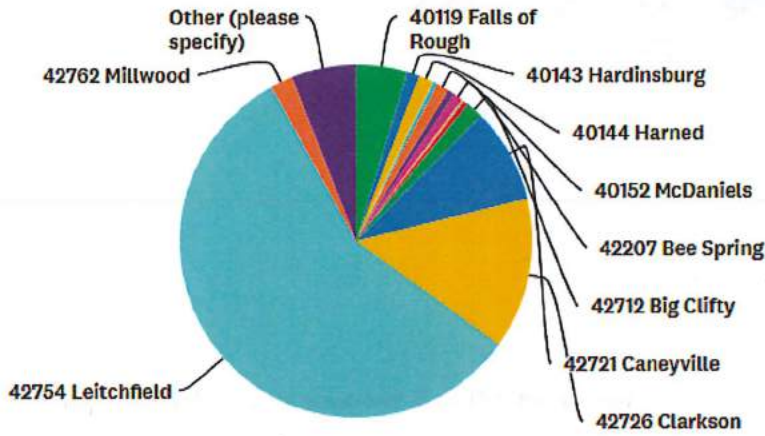
Population Health Committee

To put the 2012 and 2015 CHNA reports into action, Twin Lakes Regional Medical Center created the Population Health Committee. This group of people works on improving the health of our community guided by the Community Health Focus Points set in the 2012 CHNA and refocused based on the 2015 CHNA. The Population Health Committee is made up of hospital employees, industrial leaders, the Grayson County Schools superintendent, registered dietitians, a pharmacist, a representative from the Kentucky Cancer Program, and a representative from the Grayson County Health Department. The Twin Lakes Regional Medical Center CEO chairs the committee. The Population Health Committee meets monthly to discuss and implement plans on improving the health of the community.

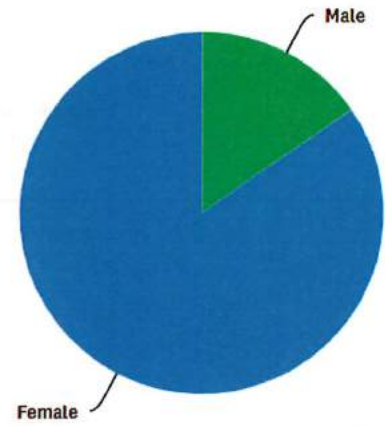
Community Health Survey questions and answers



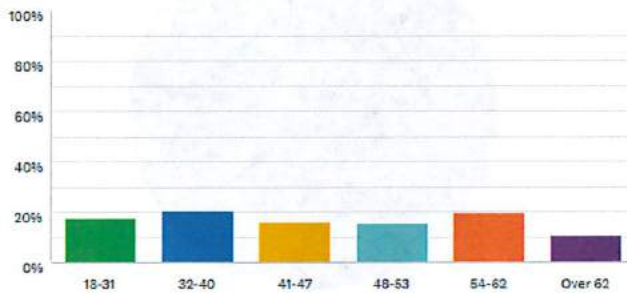
Where do you live?



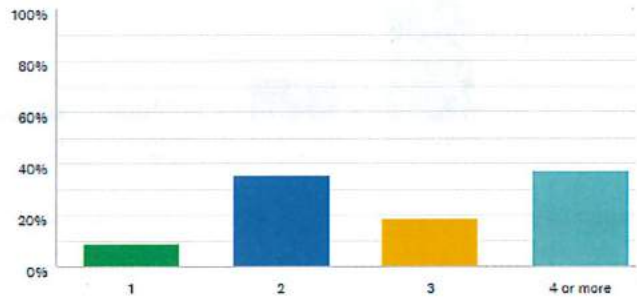
What is your gender?



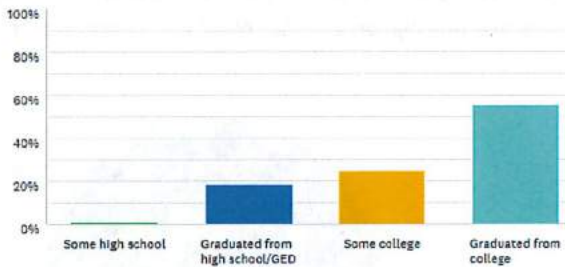
What is your age?



How many people currently live in your household?

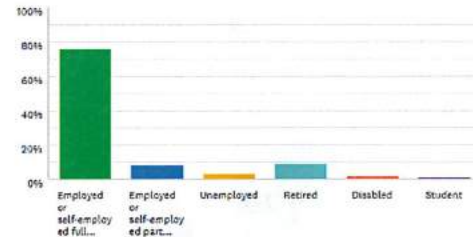


What is the highest level of educ. you have completed?



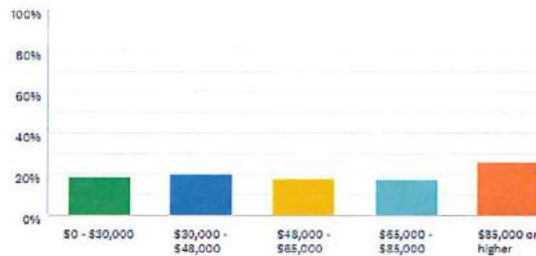
ANSWER CHOICES	RESPONSES
Some high school	0.89%
Graduated from high school/GED	18.26%
Some college	25.17%
Graduated from college	55.68%

Are you currently...?



ANSWER CHOICES	RESPONSES
Employed or self-employed full time	75.95%
Employed or self-employed part time	6.46%
Unemployed	3.56%
Retired	9.13%
Disabled	1.78%
Student	1.31%
TOTAL	

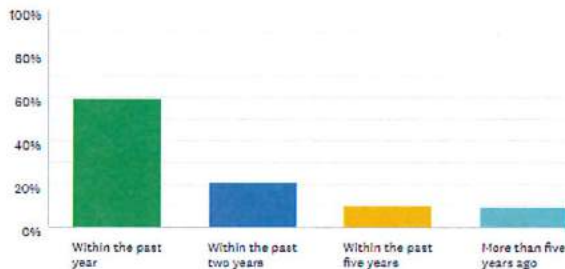
What is your household income?



ANSWER CHOICES	RESPONSES
▼ \$0 - \$30,000	18.71%
▼ \$30,000 - \$48,000	20.04%
▼ \$48,000 - \$65,000	17.82%
▼ \$65,000 - \$85,000	17.37%
▼ \$85,000 or higher	26.06%

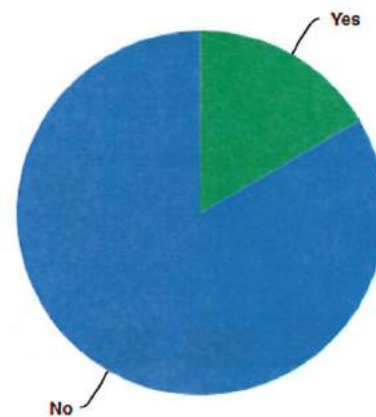
needed
cost?

Last eye exam?

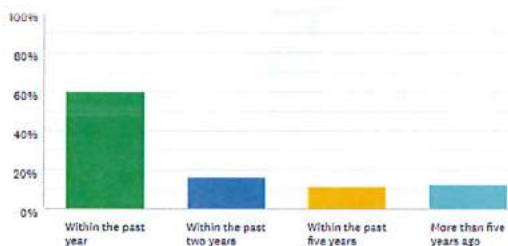


ANSWER CHOICES	RESPONSES
▼ Within the past year	59.47%
▼ Within the past two years	21.16%
▼ Within the past five years	10.02%
▼ More than five years ago	9.35%

Was there a time in the past 12 months when you
to see any eye doctor but could not because of the

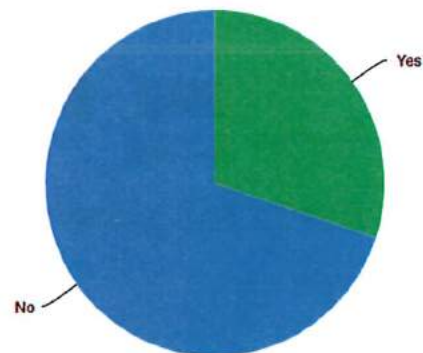


Last dental exam?

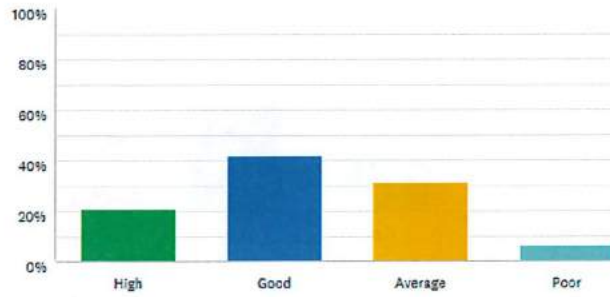


ANSWER CHOICES	RESPONSES
▼ Within the past year	59.91%
▼ Within the past two years	18.26%
▼ Within the past five years	11.36%
▼ More than five years ago	12.47%

Was there a time in the past 12 months when you needed
to see any eye doctor but could not because of the cost?

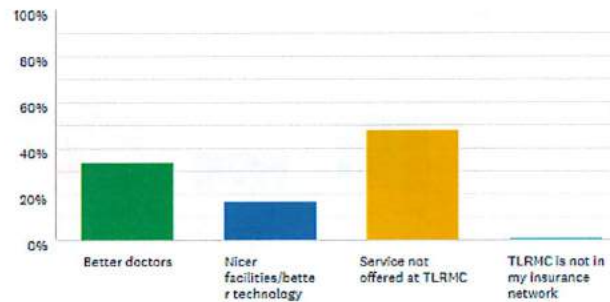


Rate the overall care provided at Twin Lakes Regional Medical Center



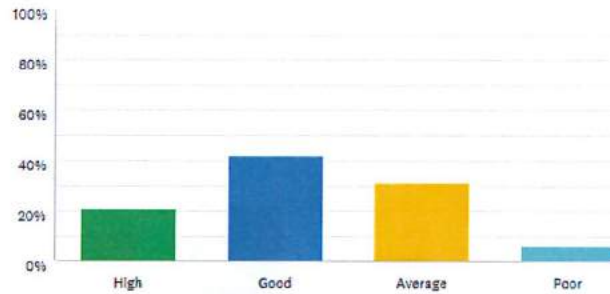
ANSWER CHOICES	RESPONSES
High	20.71%
Good	41.87%
Average	31.18%
Poor	6.24%

In the past 12 months if you used a hospital other than Twin Lakes Regional Medical Center, what was the main reason?



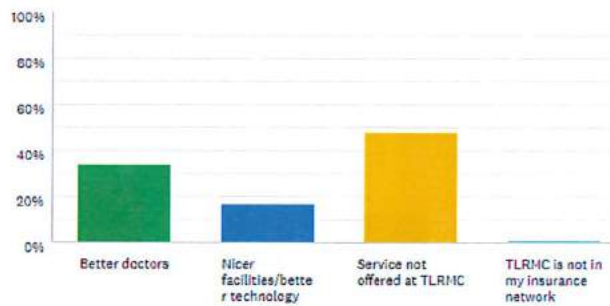
ANSWER CHOICES	RESPONSES
Better doctors	34.24%
Nicer facilities/better technology	17.12%
Service not offered at TLRMC	47.86%
TLRMC is not in my insurance network	0.78%

Rate the overall care provided at Twin Lakes Regional Medical Center



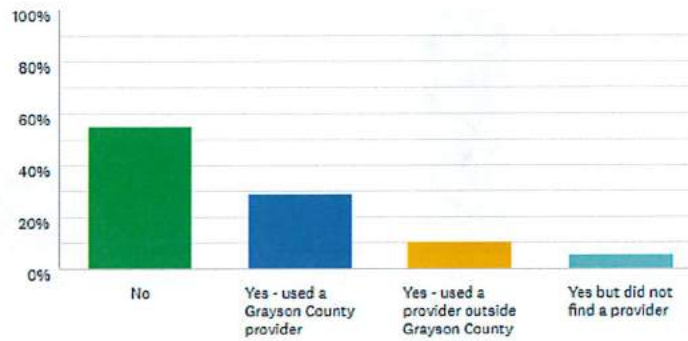
ANSWER CHOICES	RESPONSES
▼ High	20.71%
▼ Good	41.87%
▼ Average	31.18%
▼ Poor	6.24%

In the past 12 months if you used a hospital other than Twin Lakes Regional Medical Center, what was the main reason?



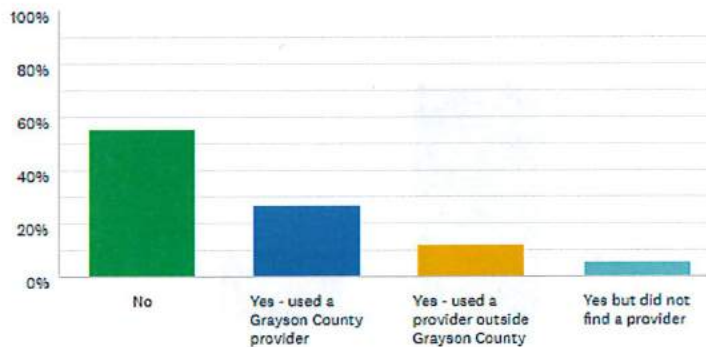
ANSWER CHOICES	RESPONSES
▼ Better doctors	34.24%
▼ Nicer facilities/better technology	17.12%
▼ Service not offered at TLRMC	47.86%
▼ TLRMC is not in my insurance network	0.78%

In the past 12 months, did you or a family member need to see a doctor (non-emergency) on a weeknight?



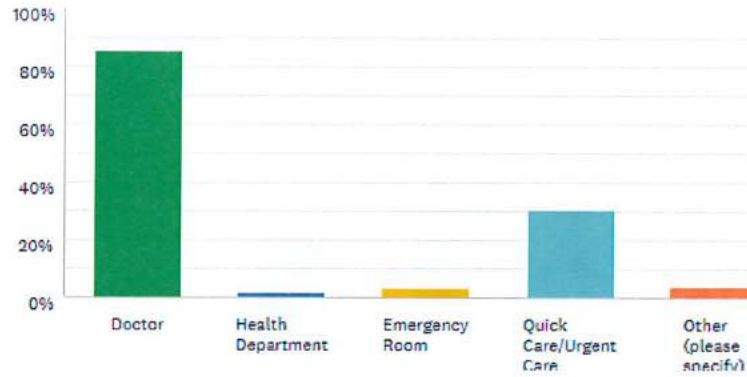
ANSWER CHOICES	RESPONSES
▼ No	54.79%
▼ Yes - used a Grayson County provider	29.18%
▼ Yes - used a provider outside Grayson County	10.47%
▼ Yes but did not find a provider	5.57%

In the past 12 months, did you or a family member need to see a doctor (non-emergency) on a weekend?



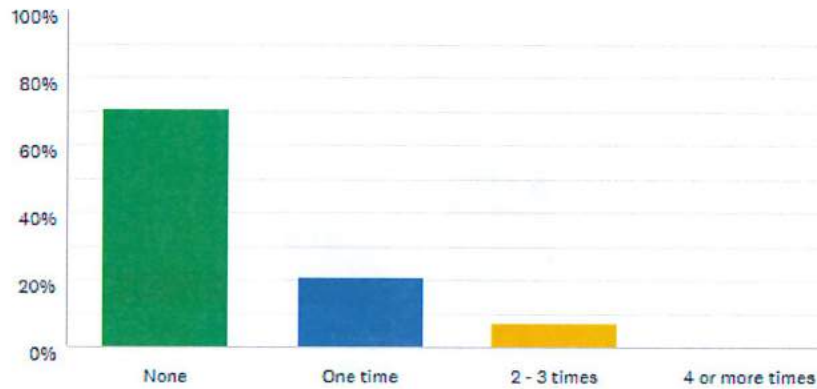
ANSWER CHOICES	RESPONSES
▼ No	55.46%
▼ Yes - used a Grayson County provider	27.17%
▼ Yes - used a provider outside Grayson County	12.03%
▼ Yes but did not find a provider	5.35%

Where do you go for routine healthcare? (Choose all that apply)



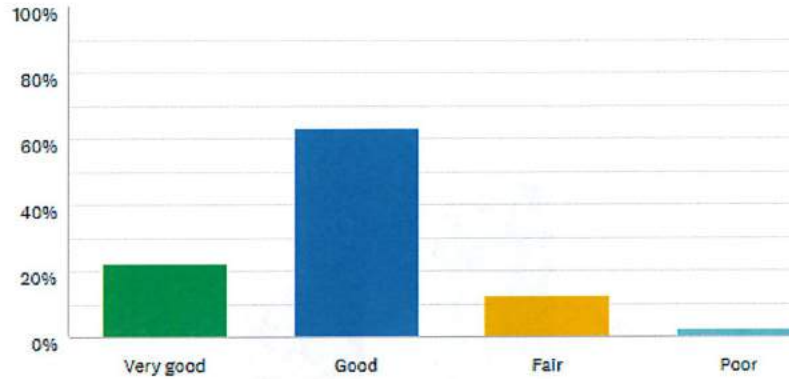
ANSWER CHOICES	RESPONSES
▼ Doctor	85.52%
▼ Health Department	2.23%
▼ Emergency Room	3.34%
▼ Quick Care/Urgent Care	30.73%
▼ Other (please specify)	Responses 4.01%

During the past 12 months, how many times have you sought care at an emergency room?



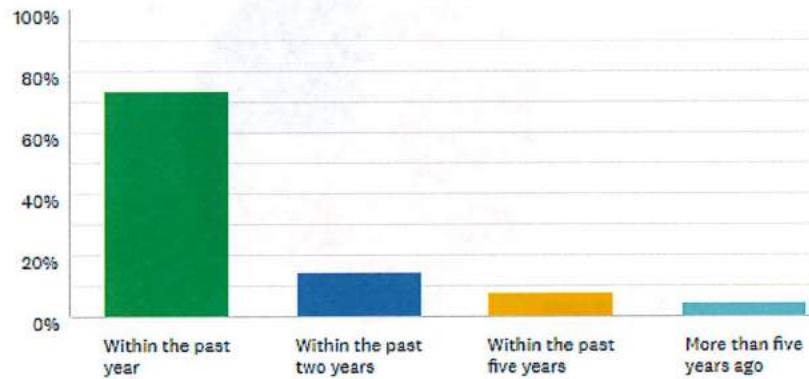
ANSWER CHOICES	RESPONSES
▼ None	70.82%
▼ One time	20.94%
▼ 2 - 3 times	7.57%
▼ 4 or more times	0.67%

In general, would you say your health is...



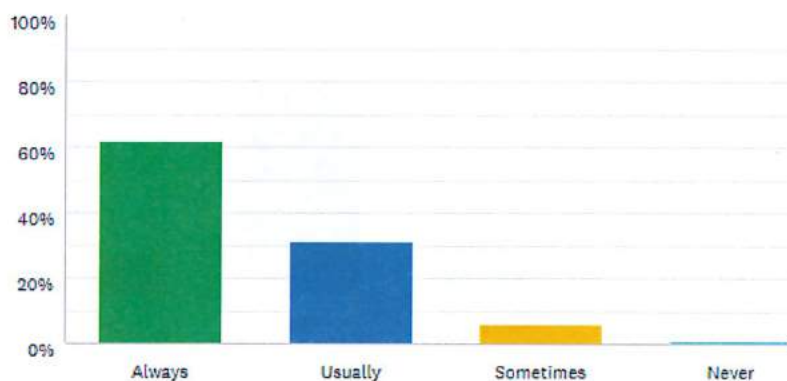
ANSWER CHOICES	RESPONSES
▼ Very good	22.27%
▼ Good	63.03%
▼ Fair	12.47%
▼ Poor	2.23%

About how long has it been since you last visited a doctor for a routine checkup or physical examination?



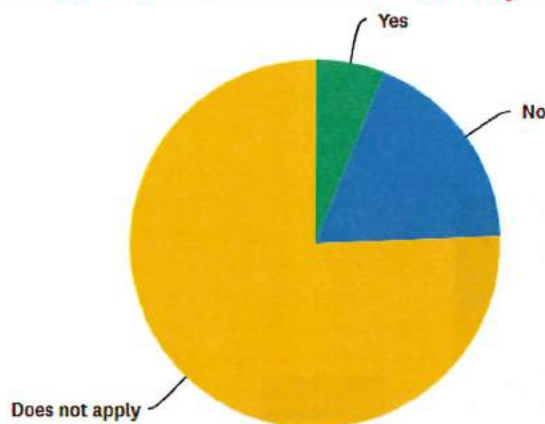
ANSWER CHOICES	RESPONSES
▼ Within the past year	73.27%
▼ Within the past two years	14.48%
▼ Within the past five years	7.80%
▼ More than five years ago	4.45%

Does your doctor give you easy to understand instructions about how to take care of your health?



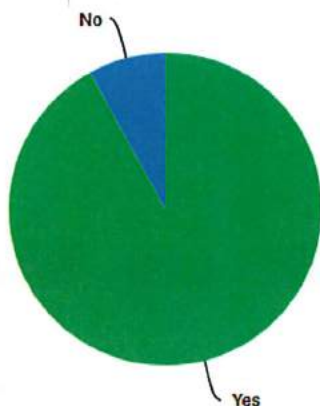
ANSWER CHOICES	RESPONSES
Always	61.69%
Usually	31.18%
Sometimes	6.24%
Never	0.89%

Have you ever taken a class on how to manage your diabetes yourself?

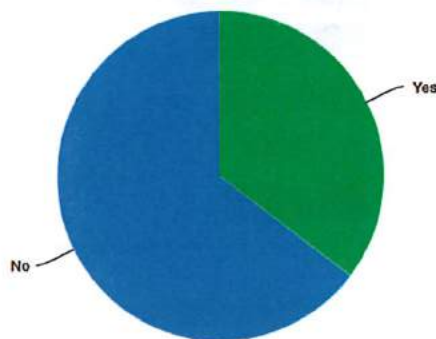


ANSWER CHOICES	RESPONSES
Yes	6.01%
No	18.26%
Does not apply	75.72%

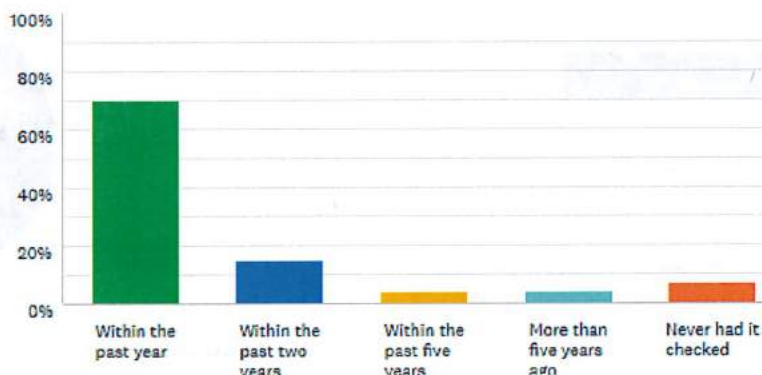
Have you had your blood pressure taken by a health professional in the past 12 months?



Are you currently taking medication to help control high blood pressure?

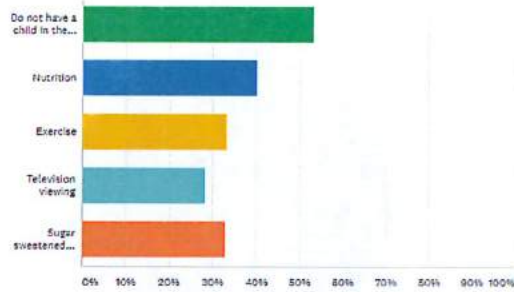


About how long has it been since you last had your blood cholesterol checked by a health professional?



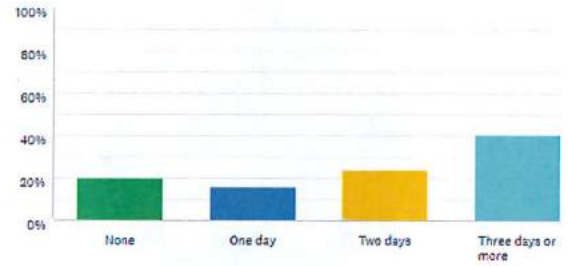
ANSWER CHOICES	RESPONSES
▼ Within the past year	69.93%
▼ Within the past two years	15.14%
▼ Within the past five years	4.23%
▼ More than five years ago	3.79%
▼ Never had it checked	6.90%

At your last well-child visit, did a health professional talk to you about (Check all that apply)



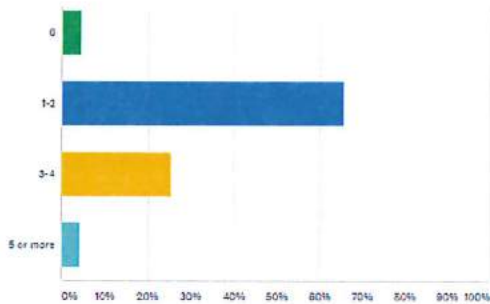
ANSWER CHOICES	RESPONSES
Do not have a child in the household	52.23%
Nutrition	40.09%
Exercise	33.16%
Television viewing	28.29%
Sugar sweetened drinks	32.98%

On average, how many times a week do you take part in physical activity?



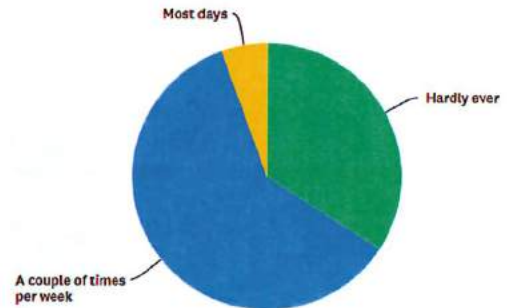
ANSWER CHOICES	RESPONSES
None	19.82%
One day	16.81%
Two days	24.05%
Three days or more	40.31%

On average, how many servings of fruits and vegetables do you eat each day?



ANSWER CHOICES	RESPONSES
0	4.45%
1-2	65.70%
3-4	25.61%
5 or more	4.23%

How many times do you eat fast food per week?



ANSWER CHOICES	RESPONSES
Hardly ever	34.08%
A couple of times per week	60.36%
Most days	5.57%
Most days	4.23%

If you are a male over the age of 40, about how long has it been since you last had a prostate cancer screening?

Within the past year	21.6%
Within the past 2 years	16.6%
Within the past 5 years	13.3%
More than 5 years ago	8.3%
Never	40.0%

If you are over the age of 50, about how long has it been since you had your last colonoscopy?

Within the past year	15.9%
Within the past 2 years	13.2%
Within the past 5 years	26.5%
More than 5 years ago	16.9%
Never	27.5%

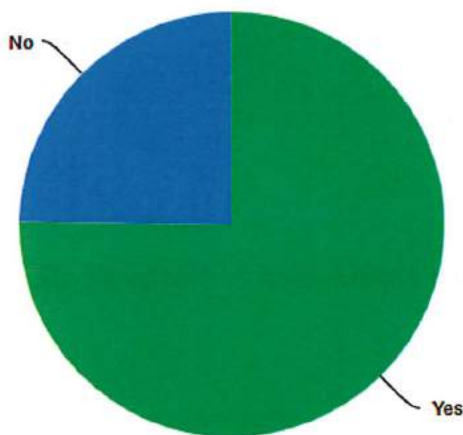
If you are a female over the age of 40, about how long has it been since your last mammogram?

Within the past year	64.5%
Within the past 2 years	16.7%
Within the past 5 years	9.4%
More than 5 years ago	3.2%
Never	6.1%

If you are a female, about how long has it been since your last pap smear?

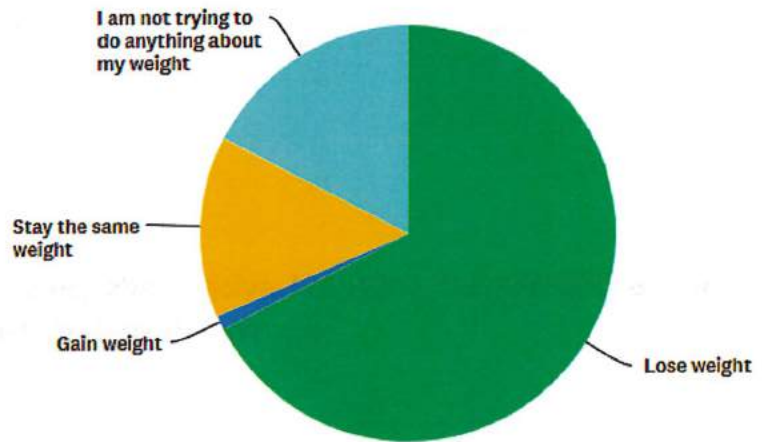
Within the past year	56.0%
Within the past 2 years	18.3%
Within the past 5 years	14.1%
More than 5 years ago	10.0%
Never	1.6%

Have you had a flu vaccine during the past 12 months?



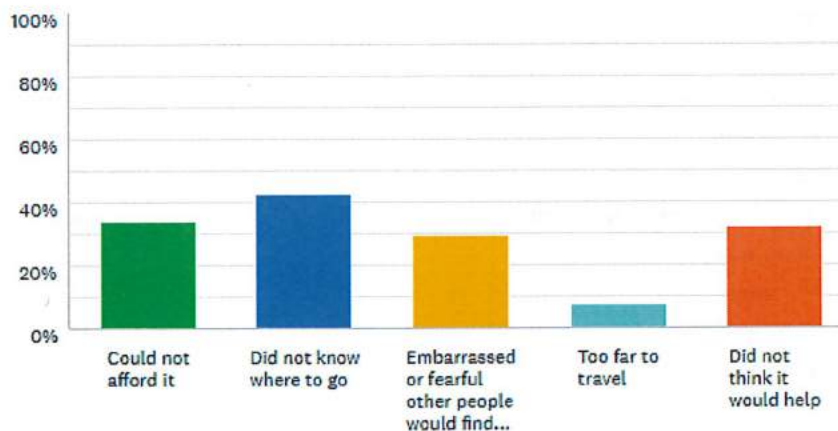
No 24.72% **Yes 75.28%**

Which of the following are you trying to do about your weight?

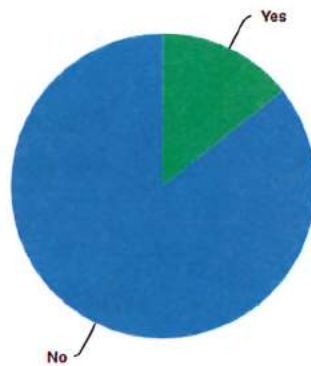


Lose 67.48% **Nothing 17.37%**
Stay same 14.03% **Gain 1.11%**

During the past 12 months if you or a family member needed mental health treatment or counseling but did not get it, what was the reason? (Choose all that apply)

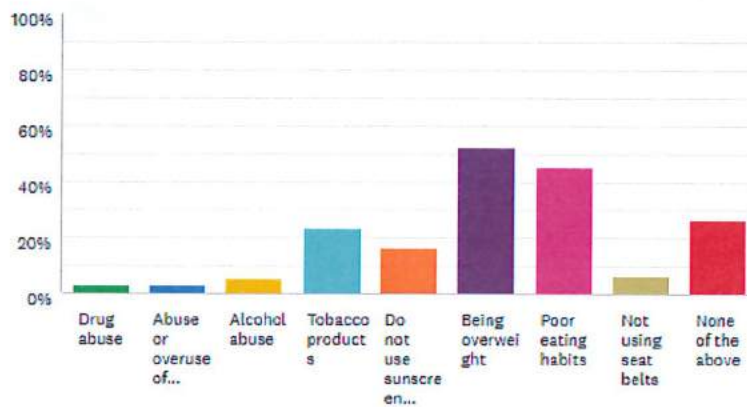


Has a current or former spouse, boyfriend or girlfriend EVER hit, slapped, pushed, kicked or physically hurt you in any way?



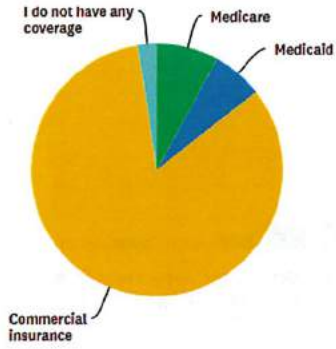
ANSWER CHOICES	RESPONSES
Yes	14.19% 63
No	85.81% 381

In the following list, what behaviors have you or your family experienced in the past 12 months? (Check all that apply.)



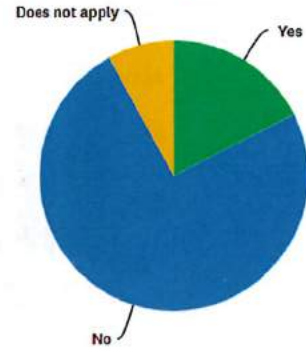
ANSWER CHOICES	RESPONSES
Drug abuse	3.12%
Abuse or overuse of prescription drugs	2.90%
Alcohol abuse	5.57%
Tobacco products	23.61%
Do not use sunscreen products outdoors	16.48%
Being overweight	52.34%
Poor eating habits	45.43%
Not using seat belts	6.68%
None of the above	26.73%

What kind of healthcare insurance coverage do you have?



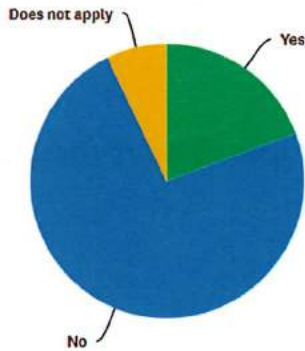
ANSWER CHOICES	RESPONSES
Medicare	8.02%
Medicaid	6.46%
Commercial insurance	83.07%
I do not have any coverage	2.45%

During the past 12 months, was there any time when you needed medical care from a doctor but did not get it because you could not afford it?



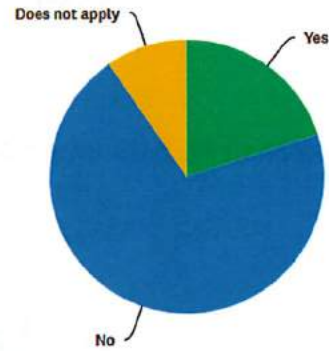
ANSWER CHOICES	RESPONSES
Yes	17.59%
No	74.39%
Does not apply	8.02%

During the past 12 months, was there any time you needed prescription medicine but did not get it because you could not afford it?



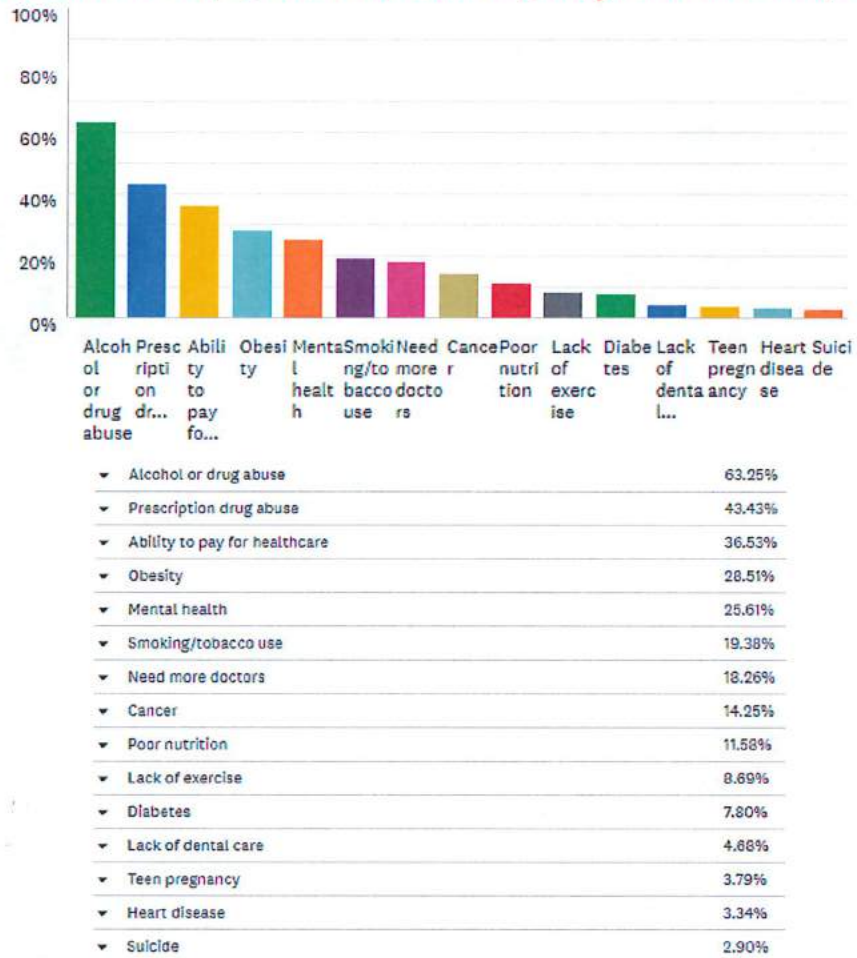
ANSWER CHOICES	RESPONSES
Yes	19.38%
No	73.50%
Does not apply	7.13%

During the past 12 months, was there any time you skipped doses or took smaller amounts of your prescription drugs to make them last longer?

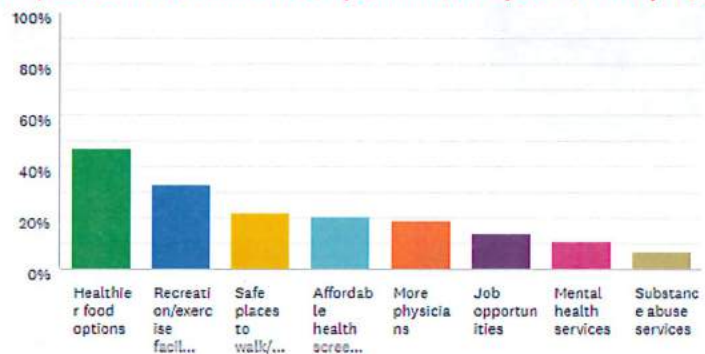


ANSWER CHOICES	RESPONSES
Yes	20.04%
No	70.38%
Does not apply	9.58%

What do you think are the top 3 health problems facing our community? (choose up to 3)

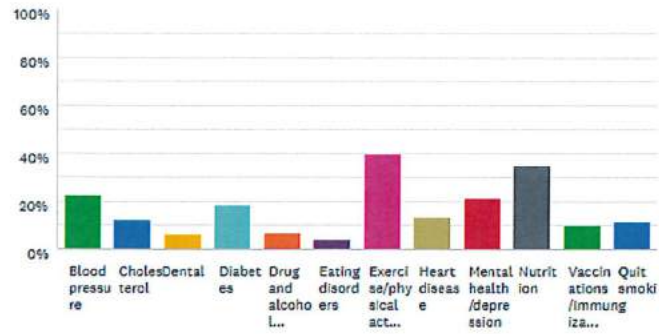


What is needed to help improve the health of you and/or your family? (choose up to 2.)



ANSWER CHOICES	RESPONSES
Healthier food options	46.77%
Recreation/exercise facilities	32.96%
Safe places to walk/play	21.83%
Affordable health screenings	20.71%
More physicians	19.15%
Job opportunities	13.81%
Mental health services	11.14%
Substance abuse services	7.13%

What health issues would you like information/education about? (choose up to 3)



ANSWER CHOICES	RESPONSES
▼ Blood pressure	22.49%
▼ Cholesterol	12.69%
▼ Dental	6.46%
▼ Diabetes	18.26%
▼ Drug and alcohol abuse	7.13%
▼ Eating disorders	3.79%
▼ Exercise/physical activity	40.09%
▼ Heart disease	13.59%
▼ Mental health/depression	21.38%
▼ Nutrition	34.97%
▼ Vaccinations/immunizations	10.02%
▼ Quit smoking	11.36%

2018 Community Health Needs Assessment

© 2019 Twin Lakes Regional Medical Center

